



Chart Book: *Preliminary* COVID-19 Medicare Claims Analysis

NOVEMBER 2020

Overview

This chart book focuses on the national hospital discharge trends evidenced during the months of the COVID-19 Public Health Emergency. ATI Advisory will update this chart book quarterly as new data are released.

Data Source

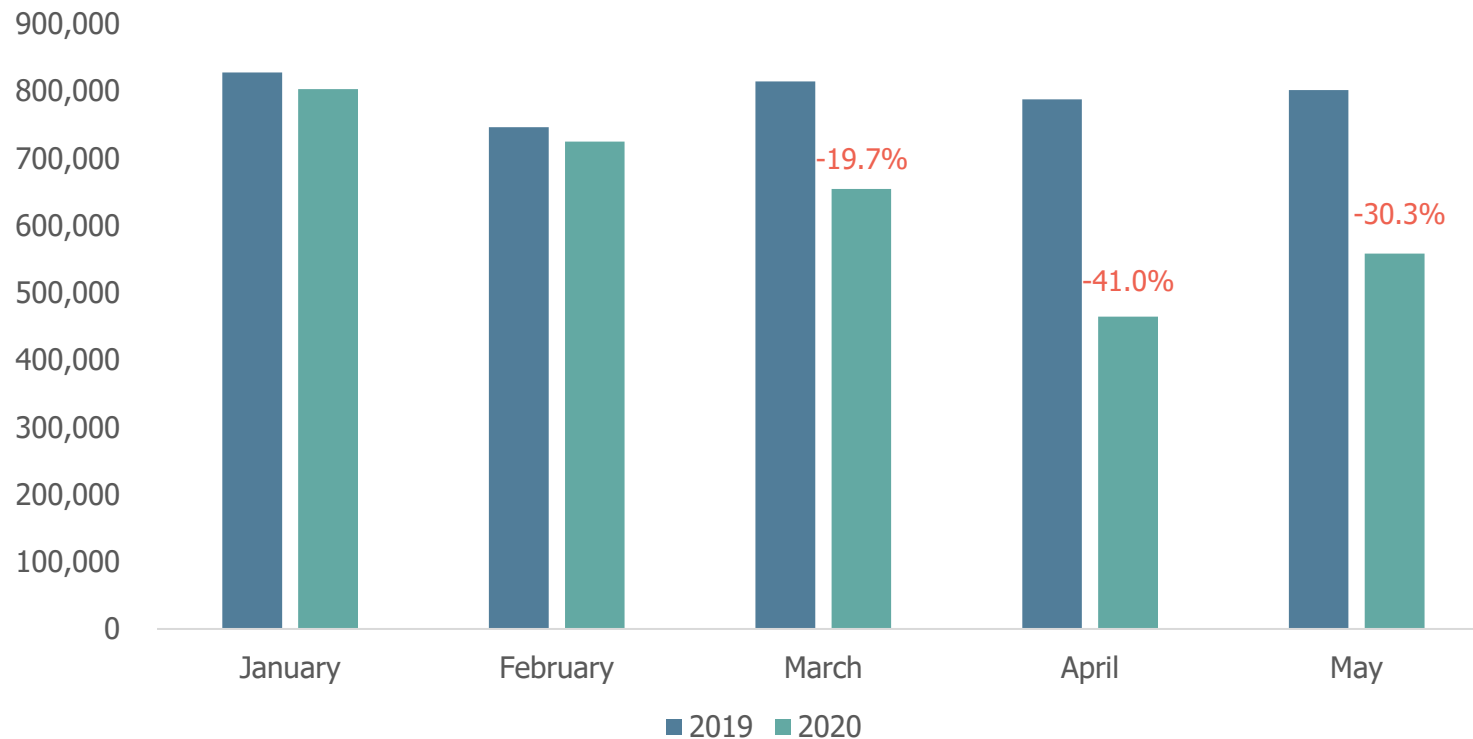
100% Medicare FFS claims incurred January 2019 – May 2020 and paid through June 2020.




National Short-Term Acute Care Hospital (STACH) Discharges

Nationally, STACH discharges declined in March through May 2020 as compared to 2019

National Hospital Discharges
January - May 2019 vs. January - May 2020



In March, April, and May 2020, **STACH discharges were considerably** lower than discharges in 2019. With the currently available data, April 2020 showed the largest disparity, reaching a **41% decrease as compared to April 2019**

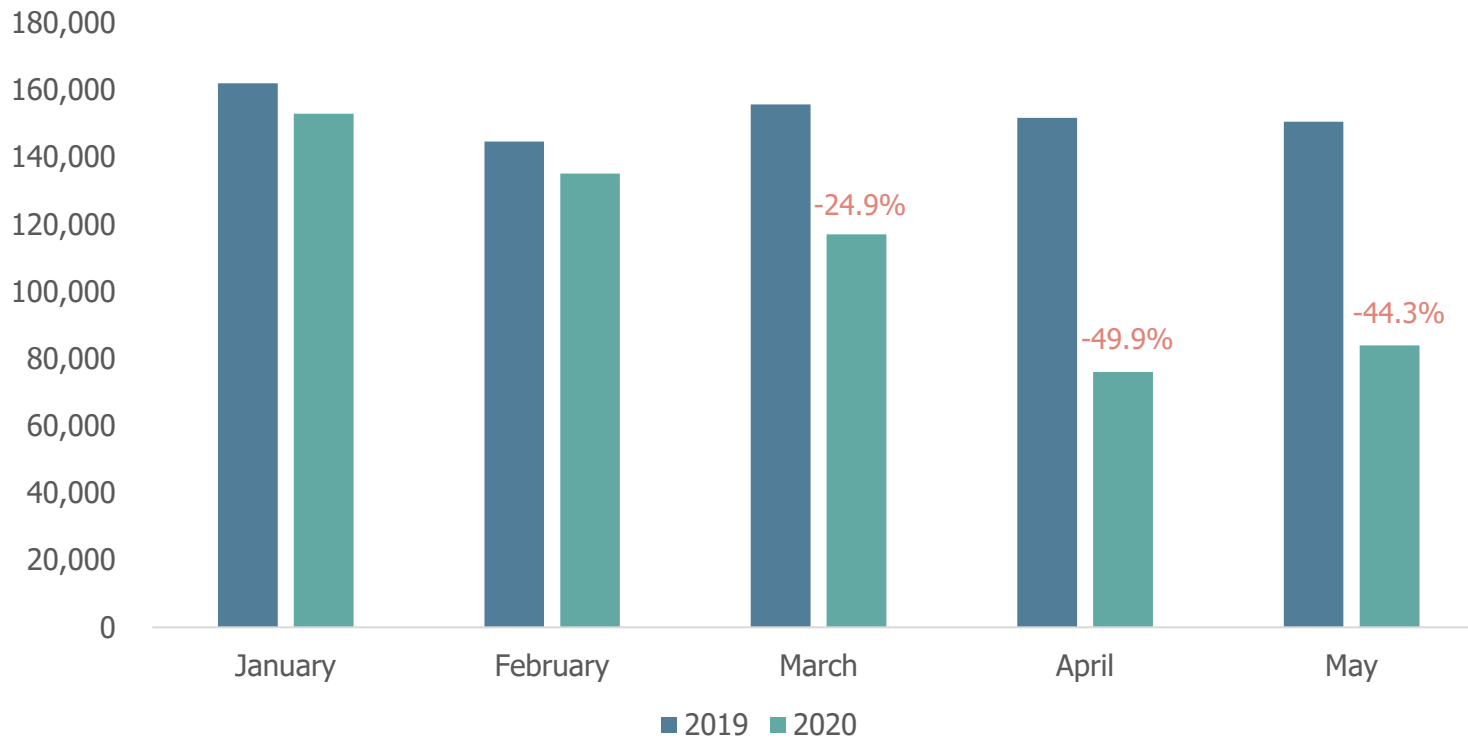





National STACH Discharges to Skilled Nursing Facilities (SNFs)

Substantially fewer patients were discharged from a STACH to a SNF in March-May 2020, as compared to 2019

National Hospital Discharges to SNF
January - May 2019 vs. January - May 2020



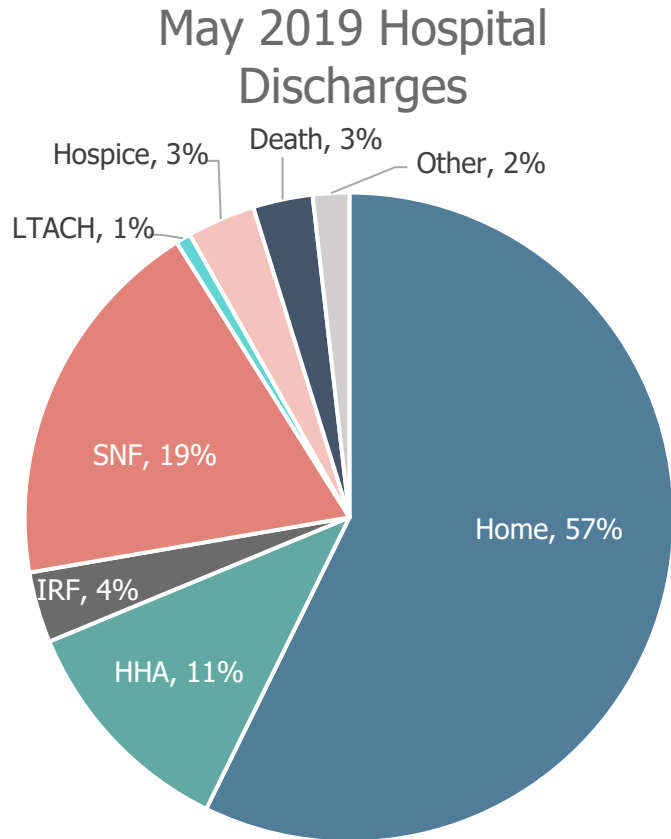
While total STACH discharges were lower in March through May of 2020 than in 2019, **SNFs were receiving disproportionately less volume from STACHs** in these months. In April 2020, **STACH discharges to SNFs declined by almost 50%** as compared to April 2019



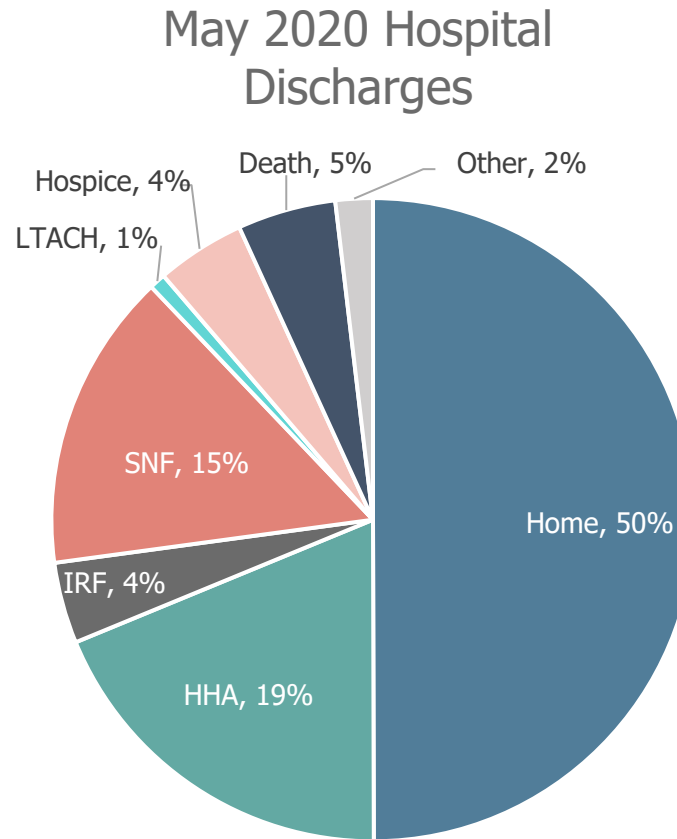


National STACH Discharges by Care Setting

STACH discharges shifted from Home and SNF to HHA, Hospice, and Death in May 2020 as compared to May 2019



Total STACH discharge volume
May 2019 = 801,464



Total STACH discharge volume
May 2020 = 558,296

The STACH discharge trends dramatically changed between May 2019 and May 2020. The share of discharges to:

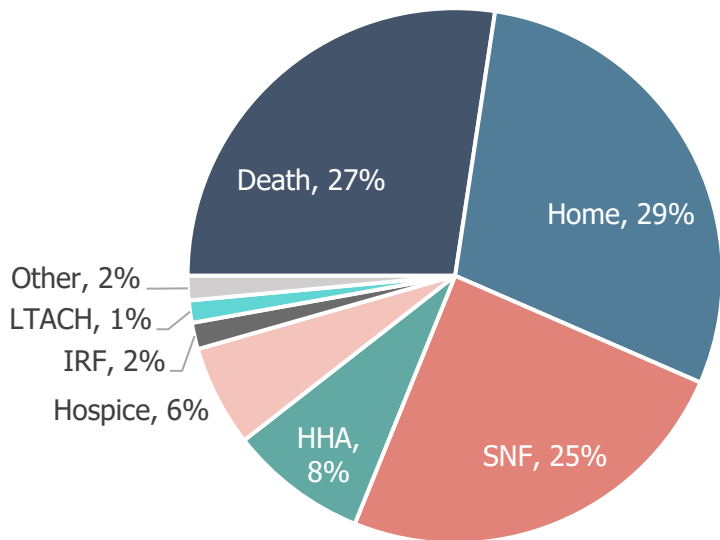
- **Home and SNF decreased** (by 7% and 4%, respectively)
- **HHA, Death, and Hospice increased** (by 8%, 2%, and 1%, respectively)
- **IRF and LTACH remained the same**



National STACH COVID-19 Discharges by Care Setting

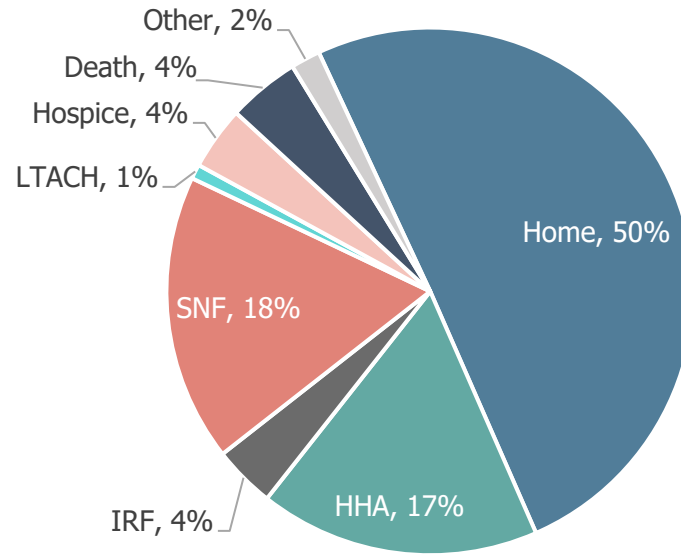
SNFs received the highest share of COVID-19 discharges (among post-acute care settings)

National Hospital **COVID-19** Discharges by Care Setting January-May 2020



Total STACH COVID-19 discharge volume January-May 2020 = 104,886

National Hospital **Total** Discharges by Care Setting January - May 2020



Total STACH discharge volume January-May 2020 = 3,205,350

COVID-19 hospital discharges followed a much different trend than total across all discharges:

- **29% of COVID-19 discharges went home** compared to the 50% of total discharges
- Although overall STACH discharges shifted away from SNFs in 2020, **SNFs received the highest share of COVID-19 discharges (among post-acute care settings)**
- More than one quarter of COVID-19-positive beneficiaries expired at a STACH

Data Source and Methodology

This chart book reflects the experiences of Medicare fee-for-service beneficiaries only. All analyses were created using 100% Medicare claims files for claims incurred January 2019 – May 2020 and paid through June 2020.

Please use caution when interpreting this data analysis due to “claims lag.” All data will be updated retroactively as additional quarters of data are released.